




# The Work Number

## Sample Social Service Verification

Accurately enrolling applicants in the right program is critical to administering public assistance today. The Work Number® offers current employment and income verifications with real-time delivery and can also help you find unreported income.

### Full Time Employee Verification Output

THE WORK NUMBER™ SOCIAL SERVICES VERIFICATION		- RECORD 1 OF 1				
JOANNE WRGMKP		XXX-XX-2924				
EMPLOYER: ENTERPRISE ONE(91001)		CURRENT AS OF 05/01/2020				
<b>Order Information</b> Reference #: 100210092185 <b>Employer</b> Employer: Enterprise One(91001) Headquarters Address: 1313 Mockingbird Lane St Louis MO 63146 Federal Employer Identification Number (FEIN): 980780138 <b>Employee</b> Address: 126 MAIN ST. APARTMENT 3A ST. LOUIS MO 63101-1020 Phone Number: Data not Provided Date Of Birth: 12/29/1977		 <b>CONSUMER EMPLOYMENT &amp; INCOME REPORT</b> <hr/> <b>ORDER DETAILS</b> Requestor: Demo User Organization: SSV Client Test Email: demo@equifax.com Address: Lackland Rd Cell Phone: 555-555-5555 Work Phone: Inquiry Date: 5/27/20 Inquiry SSN: XXX-XX-2924 Inquiry Type: Social Services Verification Permissible Purpose: Employee's eligibility for a benefit granted by a governmental agency; - we are required by law to consider the employee's financial responsibility or status Tracking Number: Usage Type: SNAP/Nutrition Assistance				
<b>Employment</b> Division: DEMO 1 Work Location (Job Site): 847 1st Street Suite 500 St. Louis MO 63146 Job Title: EMPLOYEE Employment Status: ACTIVE Most Recent Start Date: 09/03/2009 Original Hire Date: 09/03/2009 Total Time With Employer: 10 Years, 8 Months						
<b>Benefits</b> Medical: Data not Provided Dental: Data not Provided Vision: Data not Provided						
<b>Worker's Compensation:</b> Receiving Workers' Compensation: N Carrier: Data not provided Date of Injury: Data not provided Date of Award: Data not provided Claim Number: Data not provided Claim Pending: Data not provided						
<b>Income and Deductions</b> Employee Rate of Pay: \$80,000.00 Employee Pay Frequency: Annual Avg. Hrs. Worked / Pay Period: 80 Pay Cycle: Biweekly						
<b>Annual Income Summary</b>						
	Base Salary	Overtime	Commission	Bonus	Other	Total
2020	\$27,892.31	\$0.00	\$0.00	\$400.00	\$50.00	\$28,142.31
2019	\$78,000.00	\$0.00	\$0.00	\$380.00	\$45.00	\$78,405.00
2018	\$72,200.00	\$0.00	\$0.00	\$324.00	\$40.50	\$72,564.50

**Payroll Deduction for All Insurance Coverage:** Data not provided

**Pay Period Detail**


<b>Income:</b>			
<b>Total Gross Earnings:</b>	\$170.96		
<b>Total Net Earnings:</b>	\$119.67		
<b>Pension:</b>	\$100.00		
<b>Other Income:</b>	\$11.00		
<b>Withholding:</b>			
<b>Federal Tax:</b>	\$124.00	<b>Retirement/401k:</b>	\$132.00
<b>State Tax:</b>	\$56.00	<b>Cafeteria Plan:</b>	\$250.00
<b>Local Tax:</b>	\$17.00	<b>Garnishments:</b>	\$100.00
<b>Social Security:</b>	\$37.00	<b>Other Withholding:</b>	\$42.00
<b>Medicare:</b>	\$26.00		

**Historical Pay Period Summary**

Pay Period End Date	Pay Date	Hours Worked	Gross Earnings	Net Earnings					
05/01/2020	05/01/2020	80	\$170.96	\$119.67	11/16/2018	11/16/2018	80	\$170.96	\$119.67
04/17/2020	04/17/2020	80	\$170.96	\$119.67	11/02/2018	11/02/2018	80	\$170.96	\$119.67
04/03/2020	04/03/2020	80	\$170.96	\$119.67	10/19/2018	10/19/2018	80	\$170.96	\$119.67
03/06/2020	03/06/2020	80	\$170.96	\$119.67	10/05/2018	10/05/2018	80	\$170.96	\$119.67
02/07/2020	02/07/2020	80	\$170.96	\$119.67	09/21/2018	09/21/2018	80	\$839.00	\$587.30
01/24/2020	01/24/2020	80	\$170.96	\$119.67	09/07/2018	09/07/2018	80	\$170.96	\$119.67
01/10/2020	01/10/2020	80	\$170.96	\$119.67	08/24/2018	08/24/2018	80	\$170.96	\$119.67
12/27/2019	12/27/2019	80	\$170.96	\$119.67	08/10/2018	08/10/2018	80	\$170.96	\$119.67
12/13/2019	12/13/2019	80	\$170.96	\$119.67	07/27/2018	07/27/2018	80	\$170.96	\$119.67
11/29/2019	11/29/2019	80	\$170.96	\$119.67	07/13/2018	07/13/2018	80	\$170.96	\$119.67
11/15/2019	11/15/2019	80	\$170.96	\$119.67	06/29/2018	06/29/2018	80	\$170.96	\$119.67
11/01/2019	11/01/2019	80	\$170.96	\$119.67	06/15/2018	06/15/2018	80	\$170.96	\$119.67
10/18/2019	10/18/2019	80	\$170.96	\$119.67	06/01/2018	06/01/2018	80	\$170.96	\$119.67
10/04/2019	10/04/2019	80	\$170.96	\$119.67	05/18/2018	05/18/2018	80	\$170.96	\$119.67
09/20/2019	09/20/2019	80	\$170.96	\$119.67	05/04/2018	05/04/2018	80	\$170.96	\$119.67
09/06/2019	09/06/2019	80	\$170.96	\$119.67	04/20/2018	04/20/2018	80	\$170.96	\$119.67
08/23/2019	08/23/2019	80	\$170.96	\$119.67	04/06/2018	04/06/2018	80	\$170.96	\$119.67
08/09/2019	08/09/2019	80	\$170.96	\$119.67	03/23/2018	03/23/2018	80	\$170.96	\$119.67
07/26/2019	07/26/2019	80	\$170.96	\$119.67	03/09/2018	03/09/2018	80	\$170.96	\$119.67
07/12/2019	07/12/2019	80	\$170.96	\$119.67	02/23/2018	02/23/2018	80	\$170.96	\$119.67
06/28/2019	06/28/2019	80	\$170.96	\$119.67	02/09/2018	02/09/2018	80	\$170.96	\$119.67
06/14/2019	06/14/2019	80	\$170.96	\$119.67	01/26/2018	01/26/2018	80	\$170.96	\$119.67
05/31/2019	05/31/2019	80	\$170.96	\$119.67	01/12/2018	01/12/2018	80	\$170.96	\$119.67
05/17/2019	05/17/2019	80	\$170.96	\$119.67	12/29/2017	12/29/2017	80	\$170.96	\$119.67
05/03/2019	05/03/2019	80	\$170.96	\$119.67	12/01/2017	12/01/2017	80	\$170.96	\$119.67
04/19/2019	04/19/2019	80	\$170.96	\$119.67	11/17/2017	11/17/2017	80	\$170.96	\$119.67
04/05/2019	04/05/2019	80	\$170.96	\$119.67	11/03/2017	11/03/2017	80	\$170.96	\$119.67
03/22/2019	03/22/2019	80	\$170.96	\$119.67	10/06/2017	10/06/2017	80	\$170.96	\$119.67
03/08/2019	03/08/2019	80	\$170.96	\$119.67	09/22/2017	09/22/2017	80	\$170.96	\$119.67
02/22/2019	02/22/2019	80	\$170.96	\$119.67	09/08/2017	09/08/2017	80	\$170.96	\$119.67
02/08/2019	02/08/2019	80	\$170.96	\$119.67	08/25/2017	08/25/2017	80	\$170.96	\$119.67
01/25/2019	01/25/2019	80	\$170.96	\$119.67	08/11/2017	08/11/2017	80	\$170.96	\$119.67
01/11/2019	01/11/2019	80	\$170.96	\$119.67	07/28/2017	07/28/2017	80	\$170.96	\$119.67
12/28/2018	12/28/2018	80	\$170.96	\$119.67	07/14/2017	07/14/2017	80	\$170.96	\$119.67
12/14/2018	12/14/2018	80	\$839.00	\$587.30	06/30/2017	06/30/2017	80	\$170.96	\$119.67
11/30/2018	11/30/2018	80	\$170.96	\$119.67	06/16/2017	06/16/2017	80	\$170.96	\$119.67
					06/02/2017	06/02/2017	80	\$170.96	\$119.67
					05/19/2017	05/19/2017	80	\$170.96	\$119.67
					05/05/2017	05/05/2017	80	\$170.96	\$119.67
					04/21/2017	04/21/2017	80	\$170.96	\$119.67
					04/07/2017	04/07/2017	80	\$170.96	\$119.67
					03/24/2017	03/24/2017	80	\$170.96	\$119.67
					03/10/2017	03/10/2017	80	\$170.96	\$119.67
					02/24/2017	02/24/2017	80	\$170.96	\$119.67
					02/10/2017	02/10/2017	80	\$170.96	\$119.67
					01/27/2017	01/27/2017	80	\$170.96	\$119.67
					01/13/2017	01/13/2017	80	\$170.96	\$119.67
					12/30/2016	12/30/2016	80	\$170.96	\$119.67
					12/16/2016	12/16/2016	80	\$170.96	\$119.67
					12/02/2016	12/02/2016	80	\$170.96	\$119.67
					11/18/2016	11/18/2016	80	\$170.96	\$119.67
					11/04/2016	11/04/2016	80	\$170.96	\$119.67

NOTICE: INFORMATION CONTAINED IN THE WORK NUMBER VERIFICATION SECTION OF THIS REPORT IS CONSUMER REPORT INFORMATION OBTAINED FROM THE WORK NUMBER. IT CAN BE USED FOR THE FCRA PERMISSIBLE PURPOSE FOR WHICH THIS CONSUMER REPORT WAS OBTAINED, AND THE USER MUST ADHERE TO FCRA REQUIREMENTS, INCLUDING BUT NOT LIMITED TO THE RELEVANT REQUIREMENTS CONTAINED IN THE CREDIT NOTICE TO USERS OF CONSUMER REPORTS. This verification is system-generated and contains data that originated from the employer's payroll system. If any information is missing, it is because the employer did not provide this information for inclusion in the Work Number verification. Information not provided by the employer is shown as "Data Not Provided." Note, if this person left this employer and was rehired later, the "Total Time with Employer" amount will likely be understated and will only reflect the most recent consecutive months of service. Questions? Call 1-888-367-5686 between 7am-3pm CT Monday through Friday (hearing impaired clients may call 1-888-424-6337).

Independent Contractor Verification Output



## CONSUMER EMPLOYMENT & INCOME REPORT

---

**ORDER DETAILS**


<b>Requestor:</b> ALBERT CLARK	<b>Inquiry Date:</b> 4/30/20	
<b>Organization:</b> BENITA PAGE SAMUEL	<b>Inquiry SSN:</b> XXX-XX-9702	
<b>Email:</b> krishnaprasad.menon@equifax.com	<b>Inquiry Type:</b> Social Services Verification	
<b>Address:</b> 1111 FIRST DRIVE	<b>Permissible Purpose:</b> Consumer's application for credit	
<b>Call Phone:</b>	<b>Tracking Number:</b>	
<b>Work Phone:</b> 8662760031	<b>Select SSEXP:</b> Trafficking and Crime Victims Assistance	
	<b>Usage Type:</b> Programs, Food & Nutrition Services	

---

**THE WORK NUMBER™ SOCIAL SERVICES VERIFICATION**

**LINDSAY CARISON**      **XXX-XX-9702**      **- RECORD 1 OF 1**

---

**EMPLOYER: TWN 1099 TESTING 04-22-2020 4004**      **CURRENT AS OF 02/20/2020**      

**(CONTRACTOR)(4180001)**

**Order Information**

**Reference #:** 100227910931

**Employer**

**Employer:** TWN 1099 Testing 04-22-2020 4004 (CONTRACTOR)  
(4180001)

**Headquarters Address:** 1232 Safe Rd  
Rochester NY 14607

**Federal Employer Identification Number (FEIN):** 200015500

**Employee**

**Address:** PO Box 1111  
Buffalo NY 14202

**Phone Number:** Data not Provided

**Date Of Birth:** 04/14/1978

**Employment**

**Employment Status:** ACTIVE(CONTRACTOR)      **Original Hire Date:** 04/01/2018

**Most Recent Start Date:** 04/01/2018      **Total Time With Employer:** 1 Years, 11 Months

**Benefits**

**Medical:** Data not Provided

**Dental:** Data not Provided

**Vision:** Data not Provided

**Worker's Compensation:** Data not Provided

**Income and Deductions**

**Employee Rate of Pay:** \$100.00

**Employee Pay Frequency:** Hourly

**Avg. Hrs. Worked / Pay Period:** Data not provided

**Pay Cycle:** Weekly

**Annual Income Summary**

	Base Salary	Overtime	Commission	Bonus	Other	Total
2020	\$0.00	\$0.00	\$0.00	\$0.00	\$13,000.00	\$13,000.00
2019	\$0.00	\$0.00	\$0.00	\$0.00	\$4,000.00	\$4,000.00

**Payroll Deduction for All Insurance Coverage:** Data not provided

**Pay Period Detail**

**Income:**

**Total Gross Earnings:** \$13,000.00

**Total Net Earnings:** \$13,000.00

**Pension:** \$0.00

**Other Income:** \$0.00

**Historical Pay Period Summary**

Pay Period End Date	Pay Date	Hours Worked	Gross Earnings	Net Earnings
02/20/2020	02/20/2020	65	\$13,000.00	\$13,000.00
05/16/2019	05/16/2019	40	\$4,000.00	\$4,000.00

---

NOTICE: INFORMATION CONTAINED IN THE WORK NUMBER VERIFICATIONS SECTION OF THIS REPORT IS CONSUMER REPORT INFORMATION OBTAINED FROM THE WORK NUMBERS. IT CAN BE USED FOR THE FCRA PERMISSIBLE PURPOSE FOR WHICH THIS CONSUMER REPORT WAS OBTAINED, AND THE USER MUST ADHERE TO FCRA REQUIREMENTS, INCLUDING BUT NOT LIMITED TO THE RELEVANT REQUIREMENTS CONTAINED IN THE CFPB'S NOTICE TO USERS OF CONSUMER REPORTS. This verification is system-generated and contains data that originated from the employer's payroll system. If any information is missing, it is because the employer did not provide this information for inclusion in The Work Number verification. Information not provided by the employer is showing as "Data Not Provided." Note, if this person left this employer and was rehired later, the "Total Time with Employer" amount will likely be understated and will only reflect the most recent consecutive months of service. Questions? Call 1-800-367-5699 between 7am-7pm CT Monday through Friday (Hearing impaired clients may call 1-800-424-0253/TTY).

Contractor status noted within employer line

Contractor status noted within employment status line

**Verifiers:**  
[govinfo@theworknumber.com](mailto:govinfo@theworknumber.com)  
[theworknumber.com](http://theworknumber.com)

**Employers:**  
[moreinfo@equifax.com](mailto:moreinfo@equifax.com)  
[equifaxworkforce.com](http://equifaxworkforce.com)